

Strike First Corporation of America

SN-SONOMA Series Extinguisher and Valve Cabinets

Detail & Submittal Sheet

SONOMA Series (SN) cabinet fronts are 18 gauge cold rolled steel with 22 gauge cold rolled steel tubs, are fully recessed and have a concealed hinge. The Sonoma's aesthetically clean and trim appearance blends in with any decor. The cabinet design and appearance is superior for use in ultra modern interior designed commercial facilities. All Sonoma cabinets come standard with flush Sonoma handle.

Project: _____

Specification Reference: _____

Model Number: _____ Quantity: _____

Architect: _____

Contractor: _____

Distributor: _____

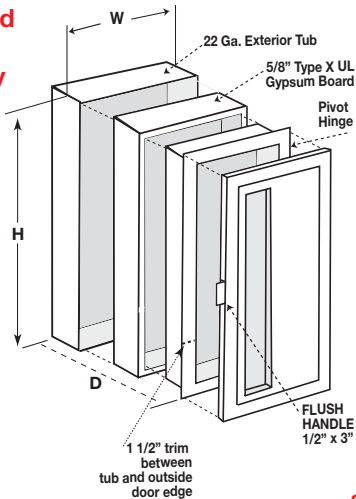
Approved By: _____

Date: _____


SPECIFICATION PROCESS: Follow the steps below to specify your cabinet. See detail legend on page 3.

- | | |
|--|---|
| STEP 1: EXTINGUISHER SIZE:
1 - 10 lb. 2 - 20 lb. | STEP 6: FINISH OPTIONS:
<input type="checkbox"/> SSF - Stainless Steel Front
<input type="checkbox"/> FSS - Full Stainless Steel
<input type="checkbox"/> BT - Black Tub |
| STEP 2: CABINET STYLE:
2 - Fully-Recessed (FR) | STEP 7: HANDLE OPTIONS:
<input type="checkbox"/> 013 - Sonoma Stainless Steel Flush Handle (Standard) |
| STEP 3: DOOR STYLE:
7 - Full Metal (FM)
8 - Vertical Duo (VD) | STEP 8: GLAZING:
<input type="checkbox"/> G10 - Double Strength Glass
<input type="checkbox"/> G11 - Clear Acrylic (Standard)
<input type="checkbox"/> G12 - Clear Tempered Glass
<input type="checkbox"/> G13 - Single Strength Glass |
| STEP 4: SERIES:
SN - Sonoma Cabinet
VC - Valve Cabinet | STEP 9: LETTERING:
<input type="checkbox"/> 004 - Decal "Fire Ext." Lrg Vert R/B |
| STEP 5: CABINET TYPE:
SG - SAFEGUARD - Fire Rated | |

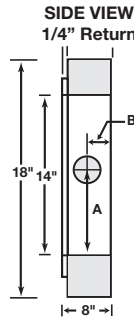
Safeguard fire rated assembly



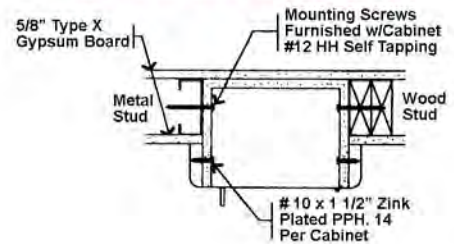
FULL GLASS



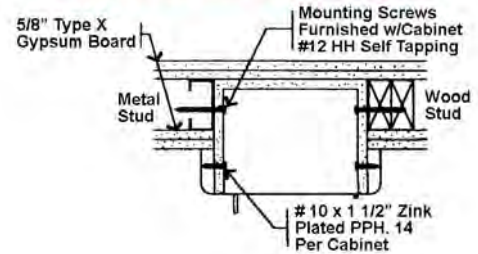
VALVE CABINET SIDE VIEW



SAFEGUARD Fire Rated Installation ONE HOUR FIRE WALL SYSTEM



TWO HOUR FIRE WALL SYSTEM



SAFEGUARD Sonoma Series VC-SN Valve Cabinet Knockout Drilling: No knockouts are provided with Sonoma Safeguard Valve Cabinets. Find the exact location of the pipe(s) which enter the cabinet and mark the cabinet tub appropriately. Both outside and inside tubs and insulation material must be completely open to receive pipe(s).

UL Classified 5/8" Type X gypsum board inserted in the cavity between the two layers. Warnock Hersey has approved the Safeguard Cabinets to be mounted in any face of fire rated steel or wood stud for up to 2 hour rated walls without affecting its fire rating. The above meets the requirement test ASTM-E119-98 with test report WHI-495-1534. MOUNTING INSTRUCTIONS are supplied with each safeguard cabinet.

✓	Mod. #	Trim Style	Interior Tub Size			Overall Outside Trim		Rough Opening			SAFEGUARD Rough Opening			Knockout Location		Accom. Ext Size
			W	H	D	W	H	W	H	D	W	H	D	A	B	Lbs.
Fully-Recessed																
	127-SN	trimless	9 1/2"	24"	6"	13 1/4"	27 3/4"	9 3/4"	24 1/4"	5 3/4"	11 1/2"	26"	6 3/4"	-	-	10
	128-SN	trimless	9 1/2"	24"	6"	13 1/4"	27 3/4"	9 3/4"	24 1/4"	5 3/4"	11 1/2"	26"	6 3/4"	-	-	10
	227-SN	trimless	12"	27"	8"	15 3/4"	30 3/4"	12 1/4"	27 1/4"	7 3/4"	13 1/2"	28 3/4"	8 3/4"	-	-	20
	228-SN	trimless	12"	27"	8"	15 3/4"	30 3/4"	12 1/4"	27 1/4"	7 3/4"	13 1/2"	28 3/4"	8 3/4"	-	-	20
Valve Cabinet																
	VC-SN	trimless	18"	18"	8"	20 3/4"	20 3/4"	19 1/4"	18 1/4"	8"	20"	20"	9"	9"	4"	Angle Valve 2 1/2"