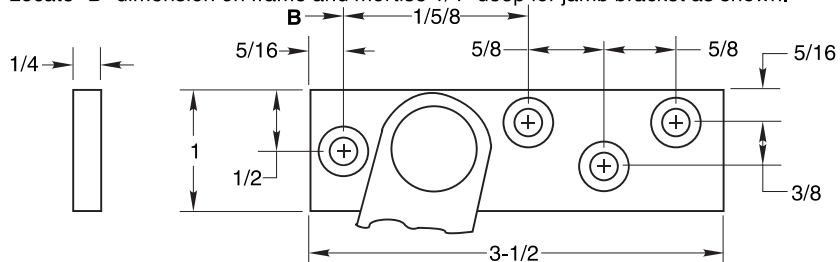


INSTALLATION INSTRUCTIONS

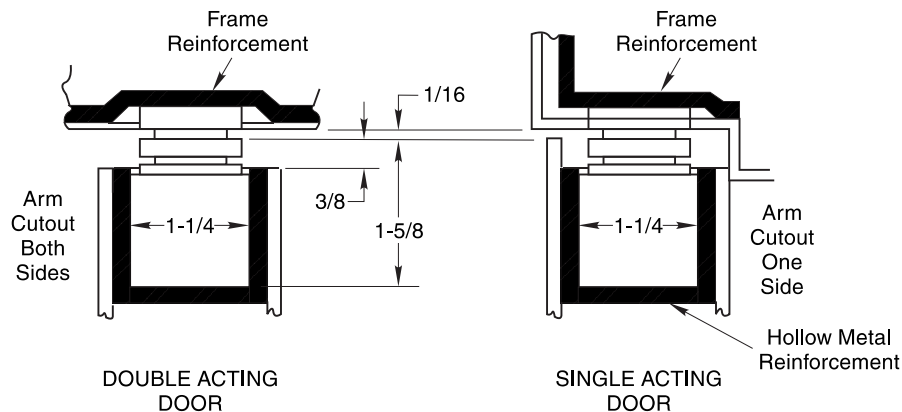
1. Determine degree of hold open or dead stop required. Then select proper dimensions from chart on opposite side of page. Add 5/8" to "A" dimension for dead stop.

NOTE: A, B and C dimensions are measured from hinge center, not edge of door.

2. Locate "B" dimension on frame and mortise 1/4" deep for jamb bracket as shown.



3. Locate "A" and "F" dimensions on centerline of door and mortise 1-5/8" deep for channel. 1/16" head clearance shown. Coordinate the arm and rail cutout dimensions if head clearance varies.



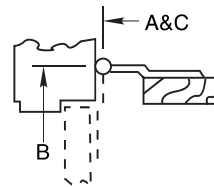
4. Drill 1/2" diameter control knob hole for door holders only.
5. Locate "C" and "E" dimensions on top of door and mortise 3/8" deep as shown for arm cutout.
6. Install door stop or holder with screws provided. Install control knob last.

NOTES:

- All hollow metal frames are to be provided with 3/16" min. thickness x 12" min. length reinforcement plates.
- All hollow metal doors are to be properly reinforced as shown.
- If dead stop is required add 5/8" to "A" dimension as noted on opposite side of page.
- A, B and C dimensions are measured from centerline of pivot, not edge of door.
- Left hand shown, right hand opposite.

CAUTION:

Note location of swing clear hinge centerline to determine "A", "B" and "C" dimensions.



Screw Details	
Jamb	Door
1/4-20 x 3/4" FHMS or #14 x 1-1/2" FHWS	5/16-18 x 1-1/2" FHMS or #18 x 3" FHWS

No. 1 Series Concealed Door Stops and Holders

RIXSON
ASSA ABLOY

www.rixson.com

TEMPLATE NUMBER

OH80000A

DATE

04-09

No. 1 Series Concealed Door Stops and Holders

1. See other side for installation instructions.
2. Select proper dimensions noted below.
3. Add 5/8" to "A" dimension for dead stop.
4. All dimensions given in inches.

When Using Center Hung Pivots, Check Pivot Manufacturer's Compatibility Prior to Specifying

* Butt mounting only.
Reversible, non-handed

Device Number	Degree	85° H.O.			90° H.O.			95° H.O.			100° H.O.			105° H.O.			110° H.O.															
		A	B	C	A	B	C	A	B	C	A	B	C	A	B	C	A	B	C													
1-116 1-126 Butts & 3/4 Offset Pivot	Door Opening	7/4	5 1/2	3/4	1 1/8	4/8	1/2	13/32	7/4	3	14 7/16	1/2	9/4	15 5/8	5/4	7/16	3/4	1/8	0	7/16	5/8	1/16	1/8	0	1/8	5/16	1/16	3/16	1/8	1/16	1/16	
	24 - 28	7/4	5 1/2	3/4	1 1/8	4/8	1/2	13/32	7/4	3	14 7/16	1/2	9/4	15 5/8	5/4	7/16	3/4	1/8	0	7/16	5/8	1/16	1/8	0	1/8	5/16	1/16	3/16	1/8	1/16	1/16	
1-216	28 1/16 - 33	3/6	9/6	6	15 3/4	6 3/8	5 1/2	7/5	13/5	5 1/8	4 1/2	16 1/2	5 1/8	3 1/2	7/4	5 1/4	7/4	5/4	2 1/4	3/16	3/4	1/16	1/8	5/8	1	1/8	7/16	1/16	7/16	1/16	7/16	
1-316	33 1/16 - 38	3/4	7 7/8	7 3/4	19 1/16	7 7/8	7 1/4	8 7/8	7	6 3/4	19 1/8	7 7/8	8 7/8	6 1/4	19 1/4	8 1/4	6 1/4	5 1/2	19 5/8	7 7/8	6	4 1/4	20 5/8	19 1/16	15 1/16	19 1/16	15 1/16	19 1/16	15 1/16	19 1/16	15 1/16	19 1/16
1-416	38 1/16 - 43	11/16	9 11/16	9 1/2	22 3/8	12 3/8	9	11 1/16	8 1/2	11 1/8	8 1/2	22 3/8	11 1/8	8	22 3/8	10 3/4	7 3/4	7 1/2	22 3/8	7 7/16	7 7/16	7 1/4	22 3/8	7 1/4	22 3/8	7 1/4	22 3/8	7 1/4	22 3/8	7 1/4	22 3/8	
1-516	43 1/16 - 48	5/16	11 1/16	10 3/4	26 1/4	15 11/16	10 1/4	15 1/16	9 1/2	13 9/16	9 1/2	26 1/4	14 9/16	9	26 1/4	14 1/8	8 3/8	8 3/4	26 1/4	13 3/4	8 1/2	8 1/4	26 1/4	8 1/4	26 1/4	8 1/4	26 1/4	8 1/4	26 1/4	8 1/4	26 1/4	

NOTE: A, B, and C dimensions measured from centerline of pivot, not edge of door.

Device Number	Degree	85° H.O.			90° H.O.			95° H.O.			100° H.O.			105° H.O.			110° H.O.															
		A	B	C	A	B	C	A	B	C	A	B	C	A	B	C	A	B	C													
1-216 1-316 Center Hung	Door Opening	6 5/8	7	6 3/4	15 3/8	6 1/4	6 3/8	15 3/8	6 1/4	6	15 3/8	5 9/16	5 9/16	15 3/8	5 11/16	5 1/2	15 3/8	5 11/16	5 1/2	15 3/8	5 11/16	5 1/2	15 3/8	5 11/16	5 1/2	15 3/8	5 11/16	5 1/2	15 3/8	5 11/16	5 1/2	15 3/8
	30 - 36	6 5/8	7	6 3/4	15 3/8	6 1/4	6 3/8	15 3/8	6 1/4	6	15 3/8	5 9/16	5 9/16	15 3/8	5 11/16	5 1/2	15 3/8	5 11/16	5 1/2	15 3/8	5 11/16	5 1/2	15 3/8	5 11/16	5 1/2	15 3/8	5 11/16	5 1/2	15 3/8	5 11/16	5 1/2	15 3/8
1-216	36 1/16 - 41	10 3/8	8 1/2	8 1/4	19 1/8	7 9/8	8	7 9/8	7 3/8	9	22 3/8	12 1/8	9 1/8	7 1/8	19 1/8	11 1/8	8 1/4	8	22 3/8	10 7/8	7 7/8	7 3/4	22 3/8	10 7/8	7 7/8	7 3/4	22 3/8	10 7/8	7 7/8	7 3/4	22 3/8	
1-416	41 1/16 - 46	13 1/4	10 1/4	10	22 3/8	12 5/8	9 3/8	12 1/8	9 1/8	10	22 3/8	11 1/8	8 1/2	11 1/4	11 1/4	8 1/4	8	22 3/8	10 7/8	7 7/8	7 3/4	22 3/8	10 7/8	7 7/8	7 3/4	22 3/8	10 7/8	7 7/8	7 3/4	22 3/8		
1-516	46 1/16 - 50	17	11 3/4	11 1/2	26 3/8	16 1/4	10 3/4	15 1/8	10 5/16	10	26 3/8	15 1/8	9 1/2	15 1/8	9 1/2	26 3/8	14 5/8	9 3/8	26 3/8	14 3/16	8 15/16	8 3/4	26 3/8	14 3/16	8 15/16	8 3/4	26 3/8	14 3/16	8 15/16	8 3/4	26 3/8	

**No. 1 Series
Concealed Door Stops and Holders**

RIXSON®
ASSA ABLOY
www.rixson.com

TEMPLATE NUMBER
OH80000B

DATE

04-09